

No part of this product may be reproduced in any form or by any electronic or mechanical means, including information storage and retrieval systems, without written permission from the IB.

Additionally, the license tied with this product prohibits commercial use of any selected files or extracts from this product. Use by third parties, including but not limited to publishers, private teachers, tutoring or study services, preparatory schools, vendors operating curriculum mapping services or teacher resource digital platforms and app developers, is not permitted and is subject to the IB's prior written consent via a license. More information on how to request a license can be obtained from <http://www.ibo.org/contact-the-ib/media-inquiries/for-publishers/guidance-for-third-party-publishers-and-providers/how-to-apply-for-a-license>.

Aucune partie de ce produit ne peut être reproduite sous quelque forme ni par quelque moyen que ce soit, électronique ou mécanique, y compris des systèmes de stockage et de récupération d'informations, sans l'autorisation écrite de l'IB.

De plus, la licence associée à ce produit interdit toute utilisation commerciale de tout fichier ou extrait sélectionné dans ce produit. L'utilisation par des tiers, y compris, sans toutefois s'y limiter, des éditeurs, des professeurs particuliers, des services de tutorat ou d'aide aux études, des établissements de préparation à l'enseignement supérieur, des fournisseurs de services de planification des programmes d'études, des gestionnaires de plateformes pédagogiques en ligne, et des développeurs d'applications, n'est pas autorisée et est soumise au consentement écrit préalable de l'IB par l'intermédiaire d'une licence. Pour plus d'informations sur la procédure à suivre pour demander une licence, rendez-vous à l'adresse <http://www.ibo.org/fr/contact-the-ib/media-inquiries/for-publishers/guidance-for-third-party-publishers-and-providers/how-to-apply-for-a-license>.

No se podrá reproducir ninguna parte de este producto de ninguna forma ni por ningún medio electrónico o mecánico, incluidos los sistemas de almacenamiento y recuperación de información, sin que medie la autorización escrita del IB.

Además, la licencia vinculada a este producto prohíbe el uso con fines comerciales de todo archivo o fragmento seleccionado de este producto. El uso por parte de terceros —lo que incluye, a título enunciativo, editoriales, profesores particulares, servicios de apoyo académico o ayuda para el estudio, colegios preparatorios, desarrolladores de aplicaciones y entidades que presten servicios de planificación curricular u ofrezcan recursos para docentes mediante plataformas digitales— no está permitido y estará sujeto al otorgamiento previo de una licencia escrita por parte del IB. En este enlace encontrará más información sobre cómo solicitar una licencia: <http://www.ibo.org/es/contact-the-ib/media-inquiries/for-publishers/guidance-for-third-party-publishers-and-providers/how-to-apply-for-a-license>.

## Mathematics

### Higher level

### Paper 2

Tuesday 19 November 2019 (morning)

Candidate session number

2 hours

--	--	--	--	--	--	--	--	--	--

#### Instructions to candidates

- Write your session number in the boxes above.
- Do not open this examination paper until instructed to do so.
- A graphic display calculator is required for this paper.
- Section A: answer all questions. Answers must be written within the answer boxes provided.
- Section B: answer all questions in the answer booklet provided. Fill in your session number on the front of the answer booklet, and attach it to this examination paper and your cover sheet using the tag provided.
- Unless otherwise stated in the question, all numerical answers should be given exactly or correct to three significant figures.
- A clean copy of the **mathematics HL and further mathematics HL formula booklet** is required for this paper.
- The maximum mark for this examination paper is **[100 marks]**.



Full marks are not necessarily awarded for a correct answer with no working. Answers must be supported by working and/or explanations. In particular, solutions found from a graphic display calculator should be supported by suitable working. For example, if graphs are used to find a solution, you should sketch these as part of your answer. Where an answer is incorrect, some marks may be given for a correct method, provided this is shown by written working. You are therefore advised to show all working.

### Section A

Answer **all** questions. Answers must be written within the answer boxes provided. Working may be continued below the lines, if necessary.

1. [Maximum mark: 5]

A geometric sequence has  $u_4 = -70$  and  $u_7 = 8.75$ . Find the second term of the sequence.

.....

.....

.....

.....

.....

.....

.....

.....

.....

.....

.....

.....

.....

.....

.....

.....

.....

.....

.....

.....

.....

.....

.....



2. [Maximum mark: 6]

The number of marathons that Audrey runs in any given year can be modelled by a Poisson distribution with mean 1.3.

- (a) Calculate the probability that Audrey will run at least two marathons in a particular year. [2]
- (b) Find the probability that she will run at least two marathons in exactly four out of the following five years. [4]

.....

.....

.....

.....

.....

.....

.....


.....

.....

.....

.....

.....

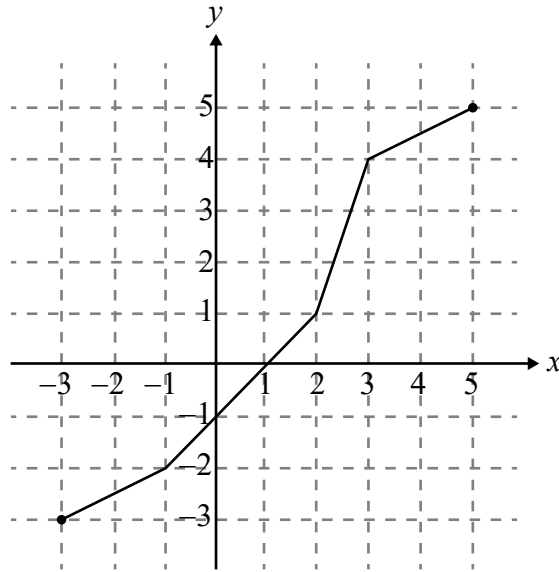


12EP03

Turn over

3. [Maximum mark: 6]

The following diagram shows the graph of  $y = f(x)$ ,  $-3 \leq x \leq 5$ .



- (a) Find the value of  $(f \circ f)(1)$ . [2]
- (b) Given that  $f^{-1}(a) = 3$ , determine the value of  $a$ . [2]
- (c) Given that  $g(x) = 2f(x - 1)$ , find the domain and range of  $g$ . [2]

.....

.....

.....

.....

.....

.....

.....

.....

.....

.....

.....

.....

.....

.....

.....

.....

.....

.....

.....

.....

.....

.....

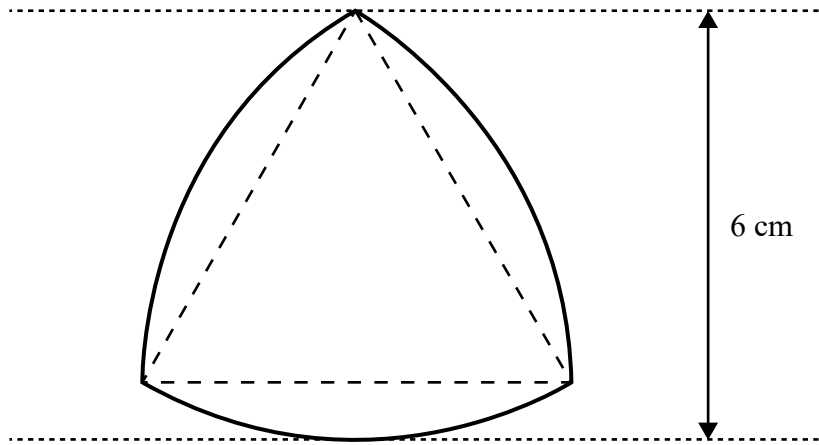
.....



4. [Maximum mark: 7]

The following shape consists of three arcs of a circle, each with centre at the opposite vertex of an equilateral triangle as shown in the diagram.

diagram not to scale



For this shape, calculate

- (a) the perimeter; [2]
- (b) the area. [5]

.....

.....

.....

.....

.....

.....

.....

.....

.....

.....

.....

.....



12EP05

Turn over











Do **not** write solutions on this page.

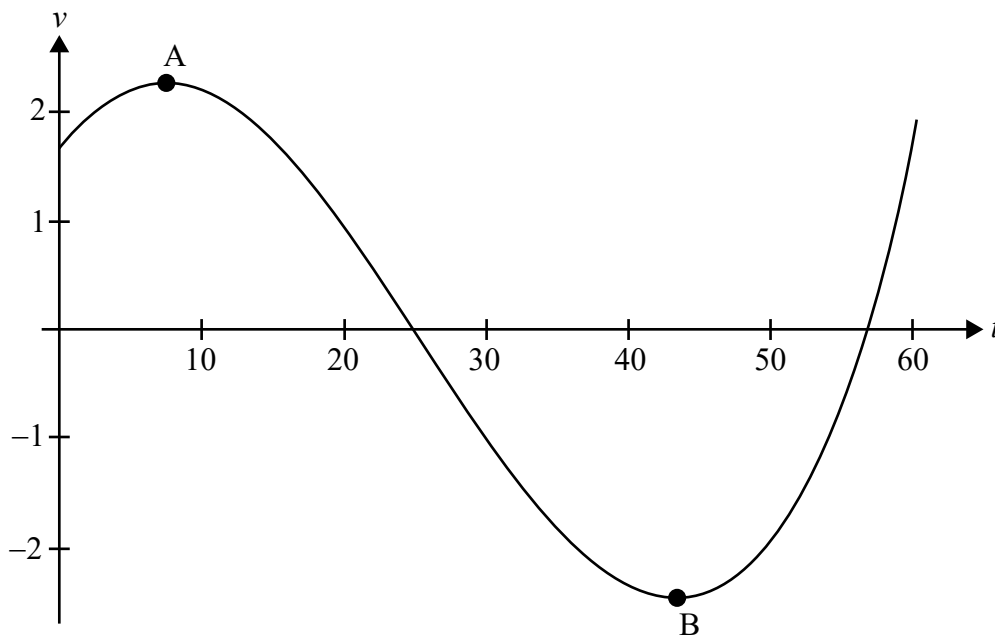
### Section B

Answer **all** questions in the answer booklet provided. Please start each question on a new page.


9. [Maximum mark: 14]

A body moves in a straight line such that its velocity,  $v \text{ m s}^{-1}$ , after  $t$  seconds is given by  $v = 2 \sin\left(\frac{t}{10} + \frac{\pi}{5}\right) \csc\left(\frac{t}{30} + \frac{\pi}{4}\right)$  for  $0 \leq t \leq 60$ .

The following diagram shows the graph of  $v$  against  $t$ . Point A is a local maximum and point B is a local minimum.



- (a) (i) Determine the coordinates of point A and the coordinates of point B.
- (ii) Hence, write down the maximum speed of the body. [5]
- (b) The body first comes to rest at time  $t = t_1$ . Find
  - (i) the value of  $t_1$ ;
  - (ii) the distance travelled between  $t = 0$  and  $t = t_1$ ;
  - (iii) the acceleration when  $t = t_1$ . [6]
- (c) Find the distance travelled in the first 30 seconds. [3]



Do **not** write solutions on this page.

10. [Maximum mark: 19]

A random variable  $X$  has probability density function

$$f(x) = \begin{cases} 3a & , 0 \leq x < 2 \\ a(x-5)(1-x) & , 2 \leq x \leq b \\ 0 & , \text{otherwise} \end{cases} \quad a, b \in \mathbb{R}^+, 3 < b \leq 5.$$

(a) Find, in terms of  $a$ , the probability that  $X$  lies between 1 and 3. [4]

Consider the case where  $b = 5$ .

(b) Sketch the graph of  $f$ . State the coordinates of the end points and any local maximum or minimum points, giving your answers in terms of  $a$ . [4]

(c) Find the value of

(i)  $a$ ;

(ii)  $E(X)$ ;

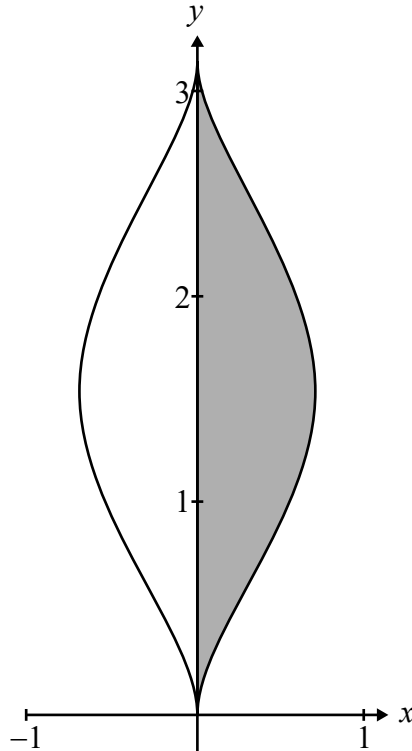
(iii) the median of  $X$ . [11]



Do **not** write solutions on this page.

11. [Maximum mark: 17]

The following diagram shows part of the graph of  $2x^2 = \sin^3 y$  for  $0 \leq y \leq \pi$ .



(a) (i) Using implicit differentiation, find an expression for  $\frac{dy}{dx}$ .

(ii) Find the equation of the tangent to the curve at the point  $\left(\frac{1}{4}, \frac{5\pi}{6}\right)$ . [8]

The shaded region  $R$  is the area bounded by the curve, the  $y$ -axis and the lines  $y = 0$  and  $y = \pi$ .

(b) Find the area of  $R$ . [3]

The region  $R$  is now rotated about the  $y$ -axis, through  $2\pi$  radians, to form a solid.

(c) By writing  $\sin^3 y$  as  $(1 - \cos^2 y) \sin y$ , show that the volume of the solid formed is  $\frac{2\pi}{3}$ . [6]

